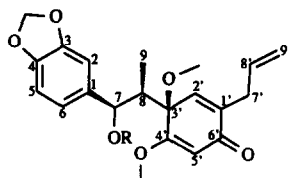


CORRIGENDUM

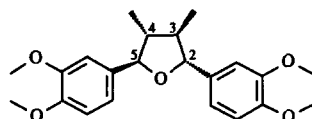
Ashok K. Prasad, Om D. Tyagi, Jesper Wengel, Per M. Boll, Carl E. Olsen, Nawal K. Sharma, Kirpal S. Bisht, Suman Gupta and Virinder S. Parmar, Lignans and neolignans from stems and fruits of *Piper wightii*, *Tetrahedron* **1994**, *50*, 2231–2240.

- I. The authors regret that the structures 1-6, 10, 13 and 14 on page 2232 are erroneously printed. The correct structures are shown below:

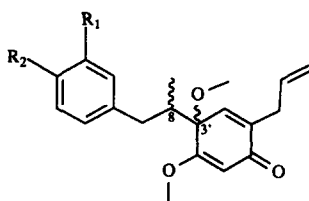


1 R = COCH₃

2 R = H



10

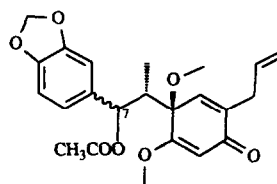


3 R₁ - R₂ = OCH₂O; 3'R, 8R

4 R₁ - R₂ = OCH₂O; 3'S, 8R

5 R₁ = R₂ = OCH₃; 3'S, 8R

6 R₁ = R₂ = OCH₃; 3'S, 8S



13 7R

14 7S

- II. On page 2234, line nineteen should read: "COSY spectrum of 13. Alongwith these moieties, the ¹H NMR spectrum of 13 also revealed the presence of an"